

Financial Tear Sheet

Corporate Profile

From its beginnings as Lincoln Technical Institute in 1946 to its current status as one of the nation's leading providers of career education and training, Lincoln Educational Services Corporation ("Lincoln") is committed to providing students with the quality, hands-on skills and training they need to succeed in an ever-changing employment landscape.

By anticipating workplace skill needs and implementing programs to meet those needs, Lincoln schools are able to provide students with valuable career skills and employers with qualified employees. Lincoln also provides custom-designed classes and programs to meet the education and training needs of corporate and government clients.

Lincoln Educational Services Corporation is a leading and diversified for-profit provider of career-oriented post-secondary education. Lincoln offers recent high school graduates and working adults degree and diploma programs in five areas of study: automotive technology, health sciences, skilled trades, business and information technology and hospitality services. Lincoln has provided the workforce with skilled technicians since its inception in 1946. Lincoln currently operates 28 campuses in 15 states under the following brands: Lincoln Technical Institute, Lincoln College of Technology, Lincoln College of New England, and Euphoria Institute of Beauty Arts and Sciences.

Stock Performance

LINC (Common Stock)

Exchange	NASDAQ (US Dollar)
Price	\$3.13
Change (%)	▲ 0.23 (7.93%)
Volume	50,091
52 Week Low	\$1.56
Market Cap	\$77,370,642
Rolling EPS	-0.54
PE Ratio	N/A

Shares Outstanding 24,719,055

Data as of 08.18.17 4:00 p.m.

Contact Investor Relations

Investor Relations

Lincoln Educational Services Corporation

200 Executive Drive, Suite 340
West Orange, NJ 07052

Phone: 973-736-9340

Fax: 973-243-0841

Investorservices@lincolnedu.com



Recent Headlines

08.16.17

Lincoln Educational Services Corporation
Completes Sale of West Palm Beach Properties
for \$15.75 Million

08.15.17

"Monster" Mike Schultz, Haas Foundation Grant
Highlight 2017 HTEC Conference

08.09.17

CORRECTION: Lincoln Educational Services
Corrects Arithmetical Error in the Reconciliation of
Consolidated Net Loss to EBITDA in August 7,
2017 Earnings Release

08.07.17

Lincoln Educational Services Reports Second
Quarter Results; Student Starts for Healthcare
and Other Professions Segment Up 2.7% Quarter
over Quarter

07.12.17

Lincoln Educational Services Corporation
Schedules Second Quarter Earnings Release
and Conference Call





Board of Directors

J. Barry Morrow	Non-Executive Chairman
Alvin O. Austin	Director
Peter S. Burgess, CPA	Director
James J. Burke Jr.	Director
Celia H. Currin	Director
Ronald E. Harbour	Director
Scott M. Shaw	Director

Upcoming Events

There are currently no events scheduled.

Recent SEC Filings

Filing Date	Form	
08.16.17	8-K	
08.10.17	10-Q	
08.09.17	8-K	
05.25.17	SC 13D	

Management

Scott M. Shaw	Chief Executive Officer and President
Brian K. Meyers	Executive Vice President and Chief Financial Officer
Stephen Ace	Senior Vice President of Human Resources
Ami D. Bhandari	Senior Vice President of Education and Corporate Strategy
Peter Tahinos	Senior Vice President of Marketing
Valerian J. Thomas	Senior Vice President and Chief Information Officer
Rajat Shah	Senior Vice President of Student Financial Services
Alexandra M. Luster	Vice President, General Counsel and Secretary

Ownership Summary

Shareholders

	Holders	Value (\$MM)	% O/S	Shares
Institution	62	66.72	96.1	23,755,981
Mutual Fund	31	13.35	17.6	4,361,315
Insider *	16	4.03	6.9	1,693,872

*Insider values reflect direct beneficial ownership.

Top Holders

	Shares Held	% O/S	Share Change	Filing Date
Heartland Advisors, Inc.	4,327,510	17.5	-113,800	06.30.17
Lenox Financial Services, Inc.	3,587,315	14.5	3,587,315	06.28.16
Paradice Investment Management LLC	2,614,753	10.6	0	06.30.17
Nantahala Capital Management, LLC	2,098,377	8.5	-150,522	06.30.17
Talanta Investment Group, LLC	1,579,056	6.4	279,056	02.16.17
Michas (Alexis P)	1,408,615	5.7	1,200,590	05.24.17
22NW, LP	1,179,469	4.8	0	06.30.17
Alyeska Investment Group, L.P.	784,912	3.2	454,584	06.30.17
Renaissance Technologies LLC	739,100	3.0	92,419	06.30.17
The Vanguard Group, Inc.	636,007	2.6	-123,132	06.30.17

Data provided by Nasdaq. Minimum 15 minutes delayed.

© 2016 Lincoln Educational Services and its licensors. All Rights Reserved.